


2012-13 HAWKS



35 • JONES



CARL JONES



Senior • Guard • 5-11 • 160 Garfield Heights, Ohio Garfield Heights High School

2012-13: Selected to the Atlantic 10 Preseason All-Conference Second Team... Enters season ranking 19th on the all-time scoring list.

2011-12: Atlantic 10 All-Conference Honorable Mention selection... Team's leading scorer with 17.0 average... Named to the All-Big 5 Second Team for the second year in a row... Notched dnts in NIT loss to Northern Iowa... Scored team-high 24 points in A-10 Tournament vs. St. Bonaventure... Had team-high 23 points in A-10 Tournament win over Charlotte... Had 20 points and five assists at St. Bonaventure... Scored 18 points in win over #22 Temple... Posted a game-high 28 points, six assists and no turnovers at Rhode Island... Notched first career double-double with 16 points and 10 rebounds at Richmond... Had a career-high eight assists in win over Dayton... Sat out Xavier game with sprained ankle... Eclipsed the 1,000-point career mark vs. BU, becoming the 49th SJU player to do so, and just the 17th to reach the plateau in his third year... Named Atlantic 10 Player of the Week and Big 5 Player of the Week twice in the same weeks (11/21, 12/12)... Tallied a team-best 29 points in win over #19/17 Creighton... Named to the Charleston Classic All-Tournament Team... Had a career-high and Charleston Classic record 38 points against Seton Hall.

2010-11: All-Big 5 Second Team selection... SJU's leading scorer with 17.0 points per game... Named the Hawks' Co-MVP, sharing the John P. Hilferty Award with Langston Galloway... Averaged a team-high 3.4 assists per game... Tallied double figures in all but three contests, while reaching 20-plus points on 11 occasions... Scored 28 points and had seven assists in A-10 win over Duquesne, going 7-for-13 from the field and 12-for-15 from the foul line... Netted 19 points at Charlotte as Hawks earned an A-10 Tournament berth... Scored a game-high 25 points vs. Rhode Island... Had a game-high 23 points against George Washington... Had 21 points and career-high seven assists at BU... Posted a career-high 29 points against Minnesota... Tallied 24 points against Princeton... Scored 20 points against Drexel... Scored 21 points in win over Rutgers... Missed one game (UMass on Feb. 5) with a sprained ankle.

2009-10: Played in all 31 games his rookie season... Averaged 9.6 points per game, hitting double figures 13 times... Scored 16 points in win over La Salle... Had 16 points and eight rebounds against Temple... Hit four 3-pointers to score 16 points in win over Penn... Poured in a team-high 17 points against Princeton... Named Atlantic 10 Rookie of the Week (11/22)... Posted game-high 18 points in victory over Holy Cross.

High School/Personal: Averaged 25.0 points, 4.0 rebounds and 6.7 assists for Garfield Heights... Was the 2009 Northern Ohio Player of the Year... All-Ohio First Team selection... Also averaged 4.1 steals per game his senior year... Scored 45 points in one game against Strongsville... Averaged 24.4 points and 6.0 assists as a junior... Earned All-Ohio Second Team honors and was the conference's Player of the Year his junior season... Nickname is "Tay"... Sports marketing major.

Carl Jones

Career Game-by-Game

2011-12	MIN	FG-A	3PT-A	FT-A	OR	DR	TR	F	A	TO	BL	S	PTS
Western Kentucky*	37	4-10	0-2	8-8	1	3	4	2	0	4	0	2	16
Georgia Tech*	34	5-11	3-5	8-8	0	3	3	1	3	1	0	1	21
Seton Hall*	40	12-17	4-6	10-11	2	2	4	2	3	3	0	3	38
Tulsa*	36	7-12	1-1	4-4	0	2	2	1	2	4	0	2	19
Iona*	50	8-16	0-2	9-10	0	4	4	3	4	6	0	0	25
Penn State*	32	2-5	2-4	3-4	0	0	0	4	4	3	0	0	9
Drexel*	36	3-11	1-1	4-5	0	4	4	2	4	0	0	2	11
American*	40	5-16	0-4	3-4	1	3	4	1	3	2	0	2	13
Boston University*	38	5-13	1-6	2-2	1	3	4	1	5	1	0	3	13
Creighton*	37	9-17	1-1	10-11	0	5	5	1	5	7	0	3	29
Villanova*	32	6-14	3-7	0-2	1	2	3	1	4	2	0	3	15
Coppin State*	37	5-15	3-11	3-4	0	8	8	4	5	5	0	0	16
Morgan State*	24	6-15	3-7	1-3	1	1	2	1	0	4	1	3	16
Harvard*	36	8-17	2-7	4-8	1	2	3	1	5	2	0	1	22
Duquesne*	42	6-18	2-5	4-7	0	1	1	2	4	4	0	2	18
Charlotte*	32	4-10	2-6	4-4	0	2	2	1	4	4	0	1	14
Fordham*	32	2-7	2-5	5-6	0	3	3	4	3	3	0	1	11
Massachusetts*	37	2-12	0-5	0-0	1	1	2	0	5	2	0	2	4
Xavier													
Penn*	36	5-15	3-9	3-3	0	0	0	0	0	5	0	0	16
Dayton*	30	2-7	0-2	4-7	1	3	4	1	8	1	0	2	8
Temple*	24	1-5	1-2	2-3	0	2	2	0	4	2	0	0	5
Richmond*	39	6-13	0-3	4-5	0	10	10	3	2	5	0	1	16
La Salle*	39	5-12	1-3	2-4	0	4	4	3	2	3	0	1	13
Saint Louis*	35	3-11	1-5	6-8	0	3	3	4	3	1	0	0	13
Massachusetts*	38	6-12	3-8	2-3	0	2	1	0	2	0	0	0	19
Rhode Island*	37	9-13	3-7	7-7	0	4	1	0	1	0	1	0	26
George Washington*	38	5-15	2-7	4-4	0	5	5	2	1	1	0	0	16
Richmond*	40	2-11	1-7	5-6	0	5	5	3	2	3	0	0	10
Temple*	37	3-11	3-7	9-10	0	0	0	3	2	1	0	0	18
St. Bonaventure*	47	7-16	3-10	3-4	0	4	4	0	5	2	0	1	20
Charlotte* (A-10)	35	7-11	3-4	6-7	0	2	2	0	3	0	0	0	23
St. Bona* (A-10)	39	8-18	4-8	4-6	0	2	2	2	4	2	0	0	24
N. Iowa* (NIT)	38	8-17	4-11	4-8	0	1	1	1	4	1	0	2	24
2010-11	MIN	FG-A	3PT-A	FT-A	OR	DR	TR	F	A	TO	BL	S	PTS
Western Kentucky*	27	4-12	0-3	9-10	1	2	3	1	1	2	0	0	17
Penn State	29	4-12	1-4	1-2	1	2	3	2	5	0	0	1	10
Norfolk State*	21	2-7	1-3	11-12	0	3	3	3	2	0	0	0	16
Fairfield*	30	4-10	1-5	4-4	0	0	0	1	2	3	0	4	13
Rutgers*	34	6-13	2-5	7-10	1	2	3	3	1	4	0	0	21
Drexel*	33	8-17	1-2	3-6	1	1	2	2	0	2	0	2	20
Villanova*	35	8-16	2-7	1-1	0	5	5	1	1	4	1	0	19
Princeton*	31	9-14	4-5	2-2	0	3	3	2	3	3	0	3	24
Minnesota*	38	8-19	5-11	8-9	0	5	5	3	6	1	0	1	29
Creighton*	33	6-14	2-4	3-3	0	1	1	3	3	2	0	1	17
Boston University*	34	4-14	2-7	11-17	2	1	3	1	7	1	0	1	21
Holy Cross*	33	4-13	1-2	0-1	0	2	2	0	3	1	0	2	9
Siena*	36	5-16	1-4	6-8	2	5	7	2	4	2	1	1	17
Duquesne*	35	2-9	0-2	7-10	0	5	5	1	7	2	0	1	11
George Washington*	38	8-17	3-6	4-7	0	0	0	2	4	3	0	2	23
Dayton*	34	6-13	2-4	5-6	0	4	4	2	3	3	0	1	19
Saint Louis*	25	3-9	2-2	2-4	1	1	2	2	2	2	0	0	10
Rhode Island*	37	7-15	4-9	7-8	0	4	4	4	3	5	0	3	25
Penn*	35	1-7	1-3	9-13	0	1	1	1	4	3	0	1	12
La Salle*	36	8-16	4-9	4-7	0	0	0	0	3	1	0	1	24
Temple*	36	7-13	1-3	4-5	1	0	1	2	3	0	0	0	19
Richmond*	39	7-16	1-3	6-7	1	2	3	1	3	4	0	1	21
Massachusetts													
Fordham*	34	4-9	4-8	3-4	0	0	0	1	6	0	0	0	15
Xavier*	32	1-8	1-4	3-4	0	2	2	2	8	3	0	1	6
Temple*	30	5-9	1-2	0-0	0	1	1	2	4	3	0	0	11
Massachusetts*	28	1-6	0-3	6-6	0	1	1	2	2	1	0	0	8
St. Bonaventure*	37	4-7	2-3	10-13	0	0	0	0	1	6	2	0	20
Richmond*	37	6-13	1-4	5-9	1	4	5	2	1	4	0	0	18
Charlotte*	40	6-15	2-6	5-8	2	2	4	0	1	0	0	3	19
G. Washington (A-10)	38	4-8	0-3	4-6	0	6	6	1	1	0	3	0	12
Duquesne* (A-10)	44	7-13	2-4	12-15	1	6	7	3	7	6	0	3	28
Dayton* (A-10)	37	4-16	0-6	3-4	0	0	0	2	5	2	0	0	11
2009-10	MIN	FG-A	3PT-A	FT-A	OR	DR	TR	F	A	TO	BL	S	PTS
Drexel	31	2-8	0-4	9-12	0	2	2	2	0	0	0	1	13
Holy Cross	25	6-11	1-3	5-7	0	3	3	1	1	1	0	0	18
Boston College	25	4-9	3-4	5-6	1	3	4	0	2	1	0	0	16
Purdue	21	1-9	1-3	2-4	0	6	6	0	0	2	0	0	5
DePaul	14	1-7	0-5	0-0	0	5	5	0	2	2	0	0	2
Rider	11	1-3	1-3	0-0	0	0	0	0	0	0	0	0	3
Cornell	19	3-6	1-3	1-2	0	0	0	0	1	0	0	2	8
Villanova	24	5-10	3-6	3-3	0	0	0	2	2	3	0	2	16
Minnesota	22	3-8	0-3	2-4	1	2	3	1	2	2	0	0	8
Lehigh	20	3-8	2-4	5-6	0	0	0	1	2	1	0	1	13
Siena	23	3-8	1-4	2-5	0	2	2	3	0	1	0	1	9
Princeton	27	6-13	1-5	4-5	0	5	5	0	3	1	0	0	17
Temple	21	2-7	0-3	4-5	0	0	0	0	0	0	0	0	8
Fordham	21	3-5	2-4	7-9	0	2	2	0	1	2	0	1	15
Rhode Island	17	2-8	0-2	2-2	0	1	1	0	2	1	0	0	6
St. Bonaventure	10	0-5	0-3	0-0	0	1	1	0	0	3	0	1	0
Towson	16	1-5	1-5	5-6	1	3	4	0	2	0	0	2	8
Dayton	15	1-5	1-2	0-0	0	0	0	1	1	2	0	0	3
Penn	17	5-10	4-6	2-4	1	1	2	1	2	1	0	0	16
Massachusetts	21	4-9	3-4	0-0	0	0	0	1	2	1	0	2	11
Duquesne	16	1-11	0-3	1-1	0	1	1	2	1	0	0	3	3
Richmond	20	3-7	1-3	5-7	1	1	2	1	1	0	0	1	12
St. Bonaventure	16	3-7	0-2	3-4	0	1	1	0	0	0	0	0	9
Saint Louis	11	1-6	0-1	0-0	0	2	2	0	1	0	0	1	2
Massachusetts	19	3-4	1-2	0-1	0	5	5	3	3	4	0	0	7
Xavier	24	2-7	0-3	4-5	2	1	3	1	2	5	0	1	8
Temple	32	4-10	2-5	6-7	0	8	8	3	2	1	0	0	16
Charlotte	15	2-8	1-4	0-0	0	0	0	0	2	0	0	0	5
George Washington	18	3-7	1-2	2-2	1	2	3	1	2	1	0	0	9
La Salle	23	5-8	2-5	4-4	1	2	3	0	2	1	0	1	16
Rhode Island (A-10)	23	5-10	1-3	4-6	0	2	2	3	3	3	0	0	15

* Denotes start


JONES' CAREER STATISTICS

YEAR	GP-GS	MIN-AVG	FG-FGA	PCT	3FG-A	PCT	FT-FTA	PCT	REB-AVG	PF-D	AST	TO	BL	ST	PTS-AVG
2009-10	31-0	614- 19.8	88-239	.368	34-109	.312	87-117	.744	70- 2.3	27-0	44	36	0	20	297-9.6
2010-11	32-30	1086- 33.9	163-396	.412	54-146	.370	165-221	.747	84- 2.6	57-0	110	78	2	36	545- 17.0
2011-12	33-33	1204- 36.5	176-423	.416	62-178	.348	147-186	.790	110- 3.3	56-0	108	92	1	40	561- 17.0
Totals	96-63	2904- 30.3	427-1058	.404	150-433	.346	399-524	.761	264- 2.8	140-0	262	206	3	96	1403- 14.6

22 • TREVISAN



TAYLOR TREVISAN



Senior • Guard • 6-2 • 204
West Chester, Pa.
Salesianum School (Del.)

2011-12: Co-recipient of the Patrick D. O'Pake Award as the team's "Unsung Hero"... Scored a season-high four points in win over Morgan State... Posted his first points of the season against Penn State... Saw action in 10 games... Earned a scholarship prior to the season.

2010-11: Team's lone walk-on who appeared in four games... Co-recipient of the Daniel J. Cummins Award for spirit... Had a season-high five points in just one minute against 24th-ranked Xavier... Notched an assist against UMass.

High School/Personal: All-Conference First Team selection while at Salesianum High School in Delaware... Captained the team as a senior and averaged 15.0 points per game... Earned Honorable Mention on the All-State Team... Was a varsity starter his junior year... Sports marketing major.

Taylor Trevisan
#22

Career Game-by-Game

2011-12	MIN	FG-A	3PT-A	FT-A	OR	DR	TR	F	A	TO	BL	S	PTS
Western Kentucky	0+	0-0	0-0	0-0	0	0	0	0	0	0	0	0	0
Georgia Tech													
Seton Hall													
Tulsa													
Iona													
Penn State	2	1-2	0-0	0-0	0	0	0	0	0	1	0	0	2
Drexel	1	0-1	0-0	0-0	0	0	0	0	0	0	0	0	0
American													
Boston University													
Creighton													
Villanova	1	0-0	0-0	0-0	0	0	0	0	0	1	0	0	0
Coppin State													
Morgan State	3	2-2	0-0	0-0	0	0	0	2	0	1	0	0	4
Harvard													
Duquesne													
Charlotte													
Fordham													
Massachusetts													
Xavier	1	0-0	0-0	0-0	0	0	0	0	0	0	0	0	0
Penn													
Dayton	1	0-0	0-0	0-0	0	0	0	0	0	0	0	0	0
Temple	3	0-0	0-0	2-2	0	0	0	0	0	0	0	0	2
Richmond													
La Salle													
Saint Louis													
Massachusetts													
Rhode Island													
George Washington													
Richmond													
Temple	1	0-1	0-1	0-0	0	0	0	0	0	0	0	0	0
St. Bonaventure													
Charlotte (A-10)	1	0-0	0-0	0-0	0	0	0	0	0	0	0	0	0
St. Bonaventure (A-10)													
Northern Iowa (NIT)													

2010-11	MIN	FG-A	3PT-A	FT-A	OR	DR	TR	F	A	TO	BL	S	PTS
Western Kentucky													
Penn State													
Norfolk State													
Fairfield													
Rutgers													
Drexel													
Villanova													
Princeton													
Minnesota													
Creighton													
Boston University													
Holy Cross													
Siena													
Duquesne													
George Washington													
Dayton													
Saint Louis													
Rhode Island													
Penn													
La Salle													
Temple	1	0-1	0-0	0-0	0	0	1	1	0	0	0	0	0
Richmond													
Massachusetts													
Fordham													
Xavier	1	1-1	0-0	3-5	1	1	2	0	0	0	0	0	5
Temple													
Massachusetts	2	0-0	0-0	0-0	1	0	1	1	1	0	0	0	0
St. Bonaventure	1	0-0	0-0	0-0	0	0	0	0	0	0	0	0	0
Richmond													
Charlotte													
G. Washington (A-10)													
Duquesne (A-10)													
Dayton (A-10)													


CAREER HIGHS

PTS: 5 vs. Xavier (2/16/11)
REB: 2 vs. Xavier (2/16/11)
FGM: 2 last vs. Morgan State (12/28/11)
FGA: 2 (2x) last vs. Morgan State (12/28/11)
3FGM: --
3FGA: 1 (2x) last vs. Temple (2/25/12)
FTM: 3 vs. Xavier (2/16/11)
FTA: 5 vs. Xavier (2/16/11)
AST: 1 vs. Massachusetts (2/23/11)
BLK: --
STL: --
TO: 1 (3x) last vs. Morgan State (12/28/11)
MIN: 3 (2x) last at Temple (1/28/12)

TREVISAN'S CAREER STATISTICS

YEAR	GP-GS	MIN-AVG	FG-FGA	PCT	3FG-A	PCT	FT-FTA	PCT	REB-AVG	PF-D	AST	TO	BL	ST	PTS-AVG
2010-11	4-0	5- 1.3	1-2	.500	0-1	.000	3-5	.600	4- 1.0	2-0	1	0	0	0	5- 1.3
2011-12	10-0	14- 1.4	3-6	.500	0-1	.000	2-2	1.000	0- 0.0	2-0	0	3	0	0	8- 0.8
Totals	14-0	19- 1.4	4-8	.500	0-2	.000	5-7	.714	4- 0.3	4-0	1	3	0	0	13- 0.9

1 • AIKEN



C.J. AIKEN



Junior • Center • 6-9 • 201 Conshohocken, Pa. Plymouth-Whitemarsh H.S.

2012-13: Selected to the Preseason Atlantic 10 All-Conference Third Team and to the All-Defensive Team... Ranks second on the SJU list for career blocks (237).

2011-12: Atlantic 10 Defensive Player of the Year... A-10 All-Defensive Team selection... Named to the All-Big 5 Second Team... Led the A-10 and ranked fifth in the nation with

3.53 blocked shots per game... Posted 120 blocked shots, one shy of SJU's single-season record... Tallied 16 points in NIT loss to Northern Iowa (6-of-7 FG)... Had 18 points in victory over Rhode Island... Scored 14 points at Richmond (3-of-4 3-point FG)... Notched first career double-double at UMass with 10 points and 10 boards... Scored 15 points to go with six blocks in win over Fordham... Had 15 points, nine blocks and seven rebounds in win at Duquesne... Had 19 points and nine rebounds at Iona... Posted a season-high nine blocks against Drexel... Named the Big 5 Player of the Week (11/21)... Shot 6-of-8 from the field, scoring 14 points and grabbing eight rebounds against Penn State... Scored a career-high 20 points against Coppin State to go with six rebounds.

2010-11: Led the Atlantic 10 and ranked third in the nation with 3.5 blocks per game... Set the Saint Joseph's freshman record for blocked shots (117), which is the second -best single-season total in Hawk history... Averaged 7.4 points and 4.3 rebounds... Had 11 points and five blocks in A-10 Tournament win at GW... Recorded 12 points and seven blocks vs. Rhode Island... Scored 11 points at Dayton... Had season-high of 15 points and nine blocks against George Washington... Scored 10 points and grabbed a team-high nine rebounds vs. Siena... Had 10 points and five blocks in win over Holy Cross... Posted seven blocks at Villanova... Had 13 points, eight rebounds and six blocks in win over Fairfield... Scored 12 points and grabbed five rebounds against Penn State... Named to the 2010-11 Atlantic 10 Preseason All-Rookie Team.

High School/Personal: Named the Pennsylvania Class AAAA Player of the Year... Averaged 16.9 points, 10.0 rebounds and 6.5 blocked shots for state champion Plymouth-Whitemarsh... Associated Press All-State First Team selection... Earned recognition on MaxPreps All-American Fourth Team... Team went 30-2 on the season... Had 19 points, seven rebounds and five blocks in the state final win over Penn Wood... Finished his career as the program's all-time fifth leading scorer with 1,302 points... As a junior, averaged 14.0 points, 10.0 rebounds and 8.0 blocks... Social sciences major.

C.J. Aiken #1

Career Game-by-Game

2011-12	MIN	FG-A	3PT-A	FT-A	OR	DR	TR	F	A	TO	BL	S	PTS
Western Kentucky*	35	5-7	2-2	0-0	0	6	6	3	2	3	5	1	12
Georgia Tech*	30	3-4	1-2	0-0	1	2	3	3	2	0	6	0	7
Seton Hall*	32	3-9	0-4	3-5	0	6	6	0	2	3	4	0	9
Tulsa*	34	5-6	1-1	1-2	1	5	6	1	0	1	2	0	12
Iona*	46	8-12	1-2	2-3	2	7	9	1	2	2	4	0	19
Penn State*	30	6-8	2-3	0-0	0	8	8	0	2	1	4	0	14
Drexel*	30	5-8	0-2	3-4	1	2	3	1	1	0	9	1	13
American*	32	4-7	1-4	2-3	2	4	6	3	1	1	6	0	11
Boston University*	36	2-6	0-3	1-3	0	5	5	2	1	0	5	1	5
Creighton*	23	4-6	1-2	2-4	1	1	2	2	1	0	2	3	11
Villanova*	31	5-11	0-1	1-1	3	4	7	1	0	2	4	1	11
Coppin State*	30	7-10	0-2	6-6	2	4	6	0	1	2	2	1	20
Morgan State*	26	4-6	0-0	1-1	2	6	8	2	1	0	2	1	9
Harvard*	30	4-5	1-2	0-0	0	5	5	1	1	2	3	0	9
Duquesne*	39	5-10	2-4	3-3	1	6	7	2	2	1	9	0	15
Charlotte*	34	2-8	0-5	0-0	0	4	4	0	0	0	2	0	4
Fordham*	35	6-8	1-3	2-2	0	2	2	2	3	0	6	1	15
Massachusetts*	28	4-9	2-6	0-0	2	8	10	2	1	3	2	0	10
Xavier*	22	4-7	1-3	1-2	1	0	1	4	0	0	3	0	10
Penn*	39	5-9	1-3	2-3	1	6	7	0	3	3	4	0	13
Dayton*	36	6-13	2-5	0-0	0	1	1	1	3	0	5	1	14
Temple*	31	4-9	0-2	0-0	3	0	3	1	2	0	1	0	8
Richmond*	27	5-6	3-4	1-2	0	5	5	1	0	2	2	0	14
La Salle*	26	2-6	0-3	4-4	0	7	7	1	2	2	2	1	8
Saint Louis*	33	3-9	0-3	0-0	1	4	5	2	0	1	0	1	6
Massachusetts*	32	4-12	1-4	4-6	2	3	5	1	2	2	4	0	13
Rhode Island*	28	8-14	1-4	1-1	1	2	3	1	0	0	2	1	18
George Washington*	31	4-6	0-1	0-0	3	4	7	1	1	0	4	1	8
Richmond*	32	2-4	1-1	4-7	0	5	5	2	0	2	3	1	9
Temple*	30	1-5	0-3	3-4	0	4	4	0	0	1	5	1	5
St. Bonaventure*	36	3-7	0-4	3-4	0	2	2	3	0	0	3	0	9
Charlotte* (A-10)	27	2-7	2-3	4-6	0	5	5	2	1	0	2	0	10
St. Bona* (A-10)	29	1-4	0-2	3-4	1	3	4	1	0	0	1	1	5
N. Iowa* (NIT)	28	6-7	2-2	2-2	1	4	5	1	1	1	1	0	16

2010-11	MIN	FG-A	3PT-A	FT-A	OR	DR	TR	F	A	TO	BL	S	PTS
Western Kentucky*	20	3-7	2-3	0-0	1	1	2	2	0	1	3	0	8
Penn State*	27	3-9	0-3	6-8	1	4	5	1	1	0	2	0	12
Norfolk State*	26	1-4	1-2	1-2	1	5	6	1	1	1	1	0	4
Fairfield*	26	3-4	0-1	7-10	0	8	8	0	1	2	6	0	13
Rutgers*	29	3-5	0-1	3-4	0	5	5	1	1	4	2	2	9
Drexel*	23	2-5	0-1	0-0	0	1	1	0	1	1	4	0	4
Villanova*	29	1-2	0-0	0-0	0	3	3	1	3	2	7	1	2
Princeton*	36	3-5	0-2	0-0	2	4	6	4	1	3	3	0	6
Minnesota*	29	1-6	0-1	1-2	4	3	7	2	1	4	1	1	3
Creighton*	24	4-7	1-1	0-0	3	2	5	4	1	0	2	1	9
Boston University*	25	3-8	0-2	3-3	2	3	5	4	0	2	3	0	9
Holy Cross*	27	4-7	0-1	2-4	1	3	4	4	0	1	5	0	10
Siena*	30	4-10	0-3	2-3	3	6	9	1	0	0	4	1	10
Duquesne*	33	1-4	0-0	1-2	2	5	7	3	0	5	0	3	3
George Washington*	33	5-9	3-5	2-4	0	4	4	2	0	2	9	1	15
Dayton*	29	4-6	1-1	2-5	0	2	2	3	0	0	3	0	11
Saint Louis*	23	4-8	0-1	1-1	1	4	5	2	0	1	2	0	9
Rhode Island*	33	5-8	2-5	0-0	0	1	1	2	2	2	7	0	12
Penn	20	1-1	0-0	0-0	1	3	4	2	0	1	3	0	2
La Salle*	35	4-9	2-2	1-2	2	2	4	1	1	1	9	0	11
Temple*	25	1-6	0-1	2-4	1	2	3	1	2	2	2	0	4
Richmond	26	4-7	0-2	0-0	3	3	6	1	0	0	3	0	8
Massachusetts	27	2-7	0-2	0-0	2	2	4	2	1	0	2	0	4
Fordham	26	2-3	0-1	4-7	0	4	4	0	0	0	7	2	8
Xavier	28	0-5	0-2	0-0	0	3	3	2	0	2	5	0	0
Temple	26	1-4	0-1	0-0	2	1	3	1	0	1	0	1	2
Massachusetts	25	1-7	0-4	1-2	1	1	2	2	1	0	1	0	3
St. Bonaventure	29	5-7	2-3	2-5	1	5	6	3	0	0	1	0	14
Richmond	30	3-7	0-3	2-2	2	5	7	2	0	0	3	0	8
Charlotte	26	3-6	1-1	0-0	2	3	5	4	0	0	3	1	7
G. Washington* (A-10)	38	2-3	1-1	6-6	1	3	4	1	0	0	5	2	11
Duquesne (A-10)	14	2-3	0-0	3-4	0	0	0	2	2	1	0	0	7
Dayton (A-10)	30	3-4	1-2	0-0	0	3	3	3	0	0	3	0	7

* Denotes start


CAREER HIGHS

PTS: 20 vs. Coppin St. (12/21/11)
REB: 10 at Massachusetts (1/14/12)
FGM: 8 (2x) last at Rhode Island (2/15/12)
FGA: 14 at Rhode Island (2/15/12)
3FGM: 3 (2x) last at Richmond (2/1/12)
3FGA: 5 (4x) last vs. Dayton (1/25/12)
FTM: 7 at Fairfield (11/23/10)
FTA: 10 at Fairfield (11/23/10)
AST: 3 (4x) last vs. Dayton (1/25/12)
BLK: 9 (4x) last at Duquesne (1/4/12)
STL: 2 vs. George Washington (1/8/11)
TO: 5 vs. Duquesne (1/5/11)
MIN: 46 at Iona (11/23/11)


AIKEN'S CAREER STATISTICS

YEAR	GP-GS	MIN-AVG	FG-FGA	PCT	3FG-A	PCT	FT-FTA	PCT	REB-AVG	PF-D	AST	TO	BL	ST	PTS-AVG
2010-11	33-21	907-27.5	88-193	.456	17-58	.293	52-80	.650	143-4.3	64-0	20	38	117	12	245- 7.4
2011-12	34-34	1068- 31.4	142-265	.536	29-95	.305	59-82	.720	173- 5.1	48-0	40	37	120	15	372- 10.9
Totals	67-55	1975- 29.5	230-458	.502	46-153	.301	111-162	.685	316- 4.7	112-0	60	75	237	27	617- 9.2

10 • GALLOWAY



LANGSTON GALLOWAY



Junior • Guard • 6-2 • 200
Baton Rouge, La.
Christian Life Academy

2012-13: Team captain... Voted onto the Atlantic 10 Preseason All-Conference Second Team... Owns a career free throw percentage of 83.7, which is tied for first on the Hawks' all-time list.

2011-12: Named to the Atlantic 10 All-Conference Second Team... All-Big 5 First Team selection... Received the John P.

Hilferty Award as SJU's MVP for the second year in a row... Hawks' second-leading scorer with 15.5 ppg... Ranked as the top three-point shooter in the A-10, and fourth in the nation, with 46.6 percent... Made team-high 90 three-pointers... Had 18 points and eight boards in A-10 win over Charlotte... Scored 20 points and grabbed five boards at St. Bonaventure... Had a game-high 22 points against Temple... Paced the Hawks with 15 points against Richmond... Scored a game-high 18 points in win at George Washington... Scored career-high 32 points in loss at Penn... Tallied 30 points against Fordham, hitting 7-of-9 three-pointers.. Paced the Hawks with 19 points in OT win at Duquesne... Scored 18 points vs. Coppin State... Chosen the Atlantic 10 Co-Player of the Week and Big 5 Player of the Week (12/19) after scoring 20 points in win over Villanova... Scored then-career-high 30 against Boston University, making 6-of-8 from three-point range... Scored 23 points vs.Tulsa, shooting 9-for-11 from the floor.

2010-11: Atlantic 10 All-Rookie Team selection... Philadelphia Big 5 Rookie of the Year... Named the Hawks' Co-MVP as he shared the John P. Hilferty Award with Carl Jones... Team's second leading scorer (12.8) and leading rebounder (5.5)... Topped the Atlantic 10 in free throw percentage (88.7)... Scored in double figures 20 times and had eight games with 20-plus points... Named the Atlantic 10 Rookie of the Week five times and the Big 5 Player of the Week twice... Tallied a career-high 27 points twice, against St. Bonaventure and Charlotte... Shot 8-for-11 from the field, going 6-for-7 from three-point range, and had the game-winning free throw with 4.1 seconds left at Charlotte to give the Hawks a spot in the A-10 Tournament... Shot 6-for-6 from three-point range to score 25 points in win over UMass... Had a team-high 20 points against Duquesne... Scored 24 points at Boston University... Posted 21 points and seven steals vs. Minnesota... Shot 7-for-8 from the field en route to 20 points, and added eight assists in win over Rutgers... Named to the 2010-11 Atlantic 10 Preseason All-Rookie Team.

High School/Personal: Class 1A All-State First Team selection while at Christian Life Academy... Two-time District 7 1-A Player of the Year... Averaged 26.2 points, 5.0 assists and 5.0 steals as a senior... Team won the Class 1A title in 2010... As a junior, averaged 21.3 points, five rebounds and three assists... Mother, Jeralyn, is the sister of Hawks' assistant coach Geoff Arnold... Majoring in sports marketing.

Career Game-by-Game

2011-12	MIN	FG-A	3PT-A	FT-A	OR	DR	TR	F	A	TO	BL	S	PTS
Western Kentucky*	37	6-9	3-5	4-5	0	4	4	4	3	0	0	3	19
Georgia Tech*	38	5-12	2-6	3-3	1	5	6	1	1	1	0	1	15
Seton Hall*	28	2-7	2-6	1-2	0	4	4	5	1	3	0	3	7
Tulsa*	36	9-11	5-5	0-1	0	4	4	3	1	1	0	3	23
Iona*	49	6-18	5-12	0-0	2	3	5	4	4	2	0	1	17
Penn State*	26	5-11	2-5	5-7	1	6	7	2	2	1	1	1	17
Drexel*	37	3-7	1-4	4-5	0	6	6	1	3	1	1	2	11
American*	40	2-11	1-6	0-0	0	4	4	4	4	0	1	2	5
Boston University*	37	9-14	6-8	6-7	0	2	2	2	0	1	0	1	30
Creighton*	35	5-8	0-1	2-3	1	3	4	1	2	1	0	1	12
Villanova*	28	8-13	3-3	1-1	2	1	3	3	6	0	0	1	20
Coppin State*	34	6-12	4-7	2-2	1	2	3	2	4	1	0	0	18
Morgan State*	29	6-8	1-3	1-2	1	6	7	2	1	0	2	1	14
Harvard*	35	6-10	3-3	0-1	0	4	4	2	1	2	0	2	15
Duquesne*	41	8-14	3-6	0-0	0	1	1	4	6	2	0	0	19
Charlotte*	29	3-7	0-4	0-0	0	4	4	5	3	5	2	1	6
Fordham*	38	10-14	7-9	3-6	1	3	4	1	2	0	0	0	30
Massachusetts*	28	3-8	1-3	1-1	3	4	7	5	2	1	2	1	8
Xavier*	40	5-14	3-9	1-1	2	2	4	2	0	4	1	1	14
Penn*	40	10-14	6-9	6-6	2	4	6	2	2	1	2	0	32
Dayton*	36	3-8	2-5	2-2	0	5	5	1	4	2	1	1	10
Temple*	33	3-9	1-6	0-0	1	2	3	3	0	0	0	1	7
Richmond*	38	5-16	1-8	2-2	4	3	7	1	5	1	2	1	10
La Salle*	33	3-10	0-2	3-4	1	2	3	4	0	1	0	1	9
Saint Louis*	40	4-9	2-5	5-6	3	2	5	1	3	2	0	2	15
Massachusetts*	38	5-13	2-6	3-4	1	5	6	1	1	0	0	1	15
Rhode Island*	36	5-8	4-7	2-2	2	4	6	2	3	0	2	2	16
George Washington	33	7-12	2-2	2-3	3	2	5	3	3	3	0	0	18
Richmond*	30	5-14	3-7	2-2	0	1	1	1	1	0	0	0	15
Temple*	33	6-9	4-6	6-6	0	5	5	3	1	0	0	1	22
St. Bonaventure*	37	7-13	5-9	1-1	0	5	5	4	2	3	0	0	20
Charlotte* (A-10)	37	7-13	3-7	1-2	1	7	8	4	2	0	1	1	18
St. Bona.* (A-10)	39	3-9	3-6	3-4	1	3	4	2	2	1	1	0	12
N. Iowa *(NIT)	37	2-8	0-3	1-2	0	1	1	5	1	2	0	0	5

2010-11	MIN	FG-A	3PT-A	FT-A	OR	DR	TR	F	A	TO	BL	S	PTS
Western Kentucky*	20	5-14	2-7	1-1	0	7	7	2	0	1	0	3	13
Penn State*	30	3-11	2-6	3-3	2	7	9	4	1	0	1	1	11
Norfolk State*	32	3-12	0-4	2-2	1	5	6	0	4	3	1	0	8
Fairfield*	15	7-9	1-1	0-0	1	4	5	0	1	2	3	2	15
Rutgers*	31	7-8	4-5	2-2	1	2	3	2	8	1	1	0	20
Drexel*	34	4-8	0-1	1-1	0	4	4	4	4	1	1	0	9
Villanova*	35	3-11	1-4	0-0	0	6	6	2	2	0	0	0	7
Princeton*	20	1-8	1-6	1-2	1	0	1	4	4	2	0	1	4
Minnesota*	38	6-13	4-9	5-5	0	4	4	3	3	0	0	7	21
Creighton*	36	3-11	2-6	5-5	3	3	6	3	3	1	0	3	13
Boston University*	36	8-13	6-8	2-2	2	5	7	4	3	0	1	2	24
Holy Cross*	35	3-9	0-2	1-2	3	6	9	2	3	1	0	1	7
Siena*	36	4-12	1-5	1-1	2	4	6	1	2	1	2	1	10
Duquesne*	34	6-10	4-6	4-4	2	5	7	4	2	3	0	2	20
George Washington*	32	3-6	2-5	2-2	1	8	9	3	0	0	0	0	10
Dayton*	38	2-7	1-4	2-2	2	7	9	1	5	0	0	0	7
Saint Louis*	29	2-7	0-2	2-2	1	5	6	5	0	0	0	0	6
Rhode Island*	32	2-7	0-4	3-3	1	6	7	2	3	3	1	1	7
Penn*	35	1-8	0-5	1-2	1	4	5	3	4	4	0	1	3
La Salle*	33	4-10	0-3	2-2	1	1	2	5	3	0	1	3	10
Temple*	32	1-9	0-1	0-0	0	3	3	2	3	1	1	2	3
Richmond*	36	4-15	1-5	2-2	3	6	9	2	2	2	0	2	11
Massachusetts*	40	8-12	6-6	3-5	1	2	3	0	3	3	0	2	25
Fordham*	38	7-13	4-9	7-9	0	4	4	2	3	0	0	2	25
Xavier*	33	2-10	1-4	6-6	0	5	5	3	2	2	1	2	11
Temple*	40	6-12	3-8	2-2	0	5	5	1	3	1	1	1	17
Massachusetts*	30	2-10	1-5	1-2	1	4	5	0	1	1	1	5	6
St. Bonaventure*	38	8-13	5-7	6-6	1	3	4	2	3	1	1	2	27
Richmond*	36	2-11	2-6	3-4	3	2	5	3	2	0	0	2	9
Charlotte*	35	8-11	6-7	5-6	0	2	2	3	4	1	2	1	27
G. Washington* (A-10)	44	4-6	1-3	6-6	0	5	5	4	2	3	0	1	15
Duquesne* (A-10)	43	2-10	1-4	0-0	2	4	6	3	6	1	0	2	5
Dayton* (A-10)	39	4-12	3-8	5-6	3	6	9	1	3	1	0	3	16

* Denotes start

CAREER HIGHS

PTS: 32 at Penn (1/21/12)
REB: 9 (6x) last at Richmond (2/2/11)
FGM: 10 (2x) last at Penn (1/21/12)
FGA: 18 at Iona (11/23/11)
3FGM: 7 vs. Fordham (1/11/12)
3FGA: 12 at Iona (11/23/11)
FTM: 7 at Fordham (2/13/11)
FTA: 9 at Fordham (2/13/11)
AST: 8 vs. Rutgers (11/26/10)
BLK: 3 at Fairfield (11/23/10)
STL: 7 vs. Minnesota (12/8/10)
TO: 5 vs. Charlotte (1/7/12)
MIN: 49 at Iona (11/23/11)


GALLOWAY'S CAREER STATISTICS

YEAR	GP-GS	MIN-AVG	FG-FGA	PCT	3FG-A	PCT	FT-FTA	PCT	REB-AVG	PF-D	AST	TO	BL	ST	PTS-AVG
2010-11	33-33	1132-34.3	135-338	.399	65-166	.392	89-97	.887	183-5.5	81-2	95	40	18	56	421- 12.8
2011-12	34-33	1215- 35.7	182-373	.488	90-193	.466	73-93	.785	153- 4.5	91-4	76	41	20	35	527- 15.5
Totals	67-66	2347- 35.0	317-711	.446	155-359	.432	159-190	.837	336- 5.0	172-6	171	81	38	91	948- 14.1

21 • KANACEVIC



HALIL KANACEVIC



Junior • Forward • 6-8 • 256
Staten Island, N.Y.
Curtis High School

2012-13: Chosen to the Atlantic 10 Preseason All-Conference Third Team.

2011-12: Received Atlantic 10 All-Conference Honorable Mention... Team's leader in rebounds (8.3) and assists (3.6)... Registered a team-high eight double-doubles on the year... Had 16 points and 11 rebounds in A-10 First Round

win over Charlotte... Had 14 points, 12 boards, and six assists in win over #22 Temple... Posted a double-double at George Washington with 10 points and 13 boards... Grabbed a team-high 15 rebounds against Massachusetts... Named the Big 5 Player of the Week (2/6) after Richmond and La Salle wins... Posted a double-double at Xavier with 13 points and 14 rebounds... Handed out eight assists in win over Fordham... Had 11 points and 15 rebounds in win at Duquesne... Did not score a point vs. Morgan State, but had 12 assists, seven blocks and eight boards... Posted eight rebounds, eight assists and four blocks vs. Coppin State... Recorded season-high 12 points against Drexel... Posted a double-double at American with 11 points and 10 rebounds... Notched first double-double of the year with 10 points and 11 rebounds against Georgia Tech in the Charleston Classic.

2010-11: Sat out season after transferring to SJU from Hofstra.

2009-10 (Hofstra University): Named to the CAA All-Rookie Team... Averaged 8.6 points and 7.6 rebounds at Hofstra... Played in 33 games with seven starts... Notched double figures 12 times... Had a double-double in his debut with 18 points and 12 rebounds against Kansas.

High School/Personal: PSAL Class A Player of the Year at Curtis High School in Staten Island... Averaged 18.0 points and 12.0 rebounds as a senior... Helped Curtis to the PSAL title in 2009, the first ever won by a Staten Island team... That team also notched a school-record 28 wins... Had a triple-double in the PSAL Tournament and had 19 blocked shots in an opening round game... Scored over 1,000 points in his career... Named to the Class A All-State Third Team and the *New York Daily News*' All-City Second Team... Communications major.

Halil Kanacevic #21

CAREER HIGHS

PTS: 18 vs. La Salle (2/4/12)
REB: 15 (3x) last vs. UMass (2/11/12)
FGM: 7 (2x) last vs. Charlotte (3/6/12)
FGA: 13 (2x) last at Xavier (1/18/12)
3FGM: 2 vs. Georgia Tech (11/17/11)
3FGA: 4 at Massachusetts (1/14/12)
FTM: 5 at Duquesne (1/4/12)
FTA: 8 at Duquesne (1/4/12)
AST: 12 vs. Morgan State (12/28/11)
BLK: 7 vs. Morgan State (12/28/11)
STL: 4 at Xavier (1/18/12)
TO: 7 at Xavier (1/18/12)
MIN: 39 at Xavier (1/18/12)

Career Game-by-Game

2011-12	MIN	FG-A	3PT-A	FT-A	OR	DR	TR	F	A	TO	BL	S	PTS
Western Kentucky*	8	0-0	0-0	1-2	0	1	1	5	0	4	0	0	1
Georgia Tech*	35	3-12	2-2	2-2	5	6	11	3	1	4	1	1	10
Seton Hall*	26	2-5	0-1	0-0	0	4	4	4	2	2	1	0	4
Tulsa*	25	1-8	0-1	2-2	1	1	2	4	2	4	1	0	4
Iona*	17	3-5	0-1	1-2	0	4	4	5	0	3	0	2	7
Penn State*	24	2-6	0-1	2-2	3	2	5	4	4	3	4	0	6
Drexel*	30	5-10	0-2	2-2	2	6	8	3	2	2	3	2	12
American*	30	5-10	1-3	0-4	6	4	10	4	3	4	1	1	11
Boston University*	23	4-6	1-1	0-2	1	3	4	3	1	1	0	9	9
Creighton*	29	3-10	0-1	0-1	6	6	12	3	2	1	1	0	6
Villanova*	27	2-4	1-1	0-0	1	4	5	4	3	2	2	0	5
Coppin State*	30	3-3	1-1	0-0	1	7	8	1	8	2	4	2	7
Morgan State*	22	0-3	0-0	0-2	3	5	8	5	12	2	7	0	0
Harvard*	28	4-8	0-1	0-0	2	5	7	4	2	3	0	1	8
Duquesne*	33	3-7	0-0	5-8	5	10	15	4	2	1	1	0	11
Charlotte*	32	6-11	0-1	0-1	0	7	7	5	4	4	4	1	12
Fordham*	21	2-6	0-0	4-4	2	3	5	3	8	1	1	2	8
Massachusetts*	34	5-13	1-4	0-0	2	4	6	4	4	4	2	1	11
Xavier*	39	5-13	0-3	3-3	3	11	14	4	5	7	0	4	13
Penn*	11	2-5	0-0	1-2	1	1	2	4	1	2	2	1	5
Dayton*	27	6-8	0-1	1-3	2	5	7	3	5	0	1	0	13
Temple*	27	4-8	0-1	0-0	1	5	6	4	0	6	1	0	8
Richmond*	31	2-7	0-0	0-0	5	7	12	1	4	5	1	0	4
La Salle*	33	7-10	0-0	4-6	7	8	15	2	4	4	2	2	18
Saint Louis*	34	2-7	0-1	3-4	3	7	10	5	2	6	4	1	7
Massachusetts*	28	3-6	0-0	0-1	5	10	15	4	6	4	2	2	6
Rhode Island*	29	2-7	0-1	2-2	3	6	9	2	7	4	2	0	6
George Washington*	31	3-9	0-0	4-5	6	7	13	4	5	3	0	0	10
Richmond*	37	3-3	0-0	0-2	1	8	9	2	1	2	2	0	6
Temple*	32	5-7	1-3	3-4	5	7	12	5	6	1	0	0	14
St. Bonaventure*	28	3-9	1-3	1-2	1	5	6	5	4	1	0	0	8
Charlotte* (A-10)	36	7-10	1-3	1-3	1	10	11	2	5	5	4	0	16
St. Bona* (A-10)	26	3-10	0-3	2-2	3	5	8	5	5	0	1	1	8
N. Iowa* (NIT)	26	4-7	0-1	1-2	2	10	12	4	3	3	2	1	9

* Denotes start



KANACEVIC'S CAREER STATISTICS

YEAR	GP-GS	MIN-AVG	FG-FGA	PCT	3FG-A	PCT	FT-FTA	PCT	REB-AVG	PF-D	AST	TO	BL	ST	PTS-AVG
2009-10**	33-7	877- 26.6	110-278	.396	8-47	.170	54-85	.635	250- 7.6	106-6	40	59	61	19	282- 8.5
2010-12															
2011-12	34-34	949- 27.9	114-253	.451	10-41	.244	45-82	.549	283- 8.3	125-8	125	100	58	25	283- 8.3
Totals	67-41	1826- 27.3	224-531	.422	18-88	.205	99-167	.593	543- 8.1	231- 14	16	159	119	44	565- 8.4

** at Hofstra University

11 • QUARLES



DARYUS QUARLES



Junior • Forward • 6-6 • 180
Paulsboro, N.J.
Paulsboro High School

2011-12: Started and saw action in all but four games... Averaged 4.9 points per game... Tallied 12 points in A-10 Tournament loss to St. Bonaventure... Scored a season-high 15 points in win at George Washington... Had nine points in win over La Salle... Tallied 12 points in win at Richmond... Had eight points and four boards against Fordham... Scored six points in win at Duquesne... Scored

a season-high 10 points in win over Coppin State... Had a season-high six boards to go along with six points against Penn State... Sat out the three games of the Charleston Classic and the Iona game with foot injury.

2010-11: Starter in all 33 games... Averaged 5.1 points per game... Tallied a season-high 17 points on 4-for-5 three-point shooting in win over Norfolk State... Scored eight points and had five rebounds in A-10 Tournament win at George Washington, including a buzzer-beating three-pointer at the end of the first half... Had nine points in win over St. Bonaventure... Scored 11 points and had five rebounds in win over Massachusetts... Tallied 11 points vs. Penn... Dished out a season-high six assists against GW... Scored 12 points against Duquesne... Scored 12 points hitting 3-of-3 three-pointers at Villanova.

High School/Personal: All-South Jersey selection... Played his freshman and sophomore years at Paulsboro High School and transferred to Life Center Academy his junior year... Returned to Paulsboro as a senior and sat out the year due to New Jersey transfer rules... Averaged 17.2 points as a sophomore at Paulsboro, helping his team to the South Jersey Group 1 championship game... Earned All-South Jersey Second Team and All-Group 1 First Team honors that year... At Life Center Academy (Burlington, N.J.), averaged 15 points, 7.5 rebounds and 4.0 blocked shots... Earned All-Prep Second Team honors as chosen by High School Boys Basketball News... Chosen as South Jersey Rookie of the Year his freshman season... Wore number 24 as a freshman at SJU but changed to number 11 beginning in 2011-12 season... Communications major.

Career Game-by-Game

2011-12	MIN	FG-A	3PT-A	FT-A	OR	DR	TR	F	A	TO	BL	S	PTS
Western Kentucky*	15	0-3	0-1	1-2	1	2	3	0	1	1	0	0	1
Georgia Tech													
Seton Hall													
Tulsa													
Iona													
Penn State*	24	2-6	0-0	2-2	1	5	6	1	1	0	1	0	6
Drexel*	18	2-3	1-1	0-0	0	3	3	2	0	0	0	1	5
American*	15	2-3	0-0	0-0	0	1	1	0	0	0	0	0	4
Boston University*	19	1-3	0-1	2-2	1	1	2	0	1	1	0	0	4
Creighton*	18	1-4	0-1	0-0	0	1	1	1	0	0	0	0	2
Villanova*	20	2-6	0-1	1-1	0	1	1	0	0	0	0	0	5
Coppin State*	24	4-8	2-5	0-0	0	4	4	2	0	2	0	0	10
Morgan State*	20	2-4	1-2	1-2	1	2	3	0	0	0	0	1	6
Harvard*	18	0-3	0-2	1-2	1	0	1	0	1	0	0	0	1
Duquesne*	18	2-4	2-3	0-0	0	1	1	1	0	0	0	1	6
Charlotte*	23	3-9	0-3	0-0	0	2	2	1	0	0	0	0	6
Fordham*	25	2-8	2-4	2-2	1	3	4	3	3	1	1	0	8
Massachusetts*	20	2-7	1-3	0-0	0	1	1	0	0	0	0	1	5
Xavier*	18	1-4	0-1	0-0	0	2	1	3	0	2	1	0	2
Penn*	13	0-1	0-1	0-0	0	1	1	5	2	2	0	0	0
Dayton*	20	2-4	1-1	0-0	0	2	2	1	2	0	0	0	5
Temple*	21	1-2	0-0	1-3	3	1	4	1	0	0	0	0	3
Richmond*	27	4-8	0-0	4-4	1	2	3	4	0	0	0	0	12
La Salle*	20	4-9	0-2	1-1	1	1	2	2	1	3	0	0	9
Saint Louis*	16	1-4	1-2	0-0	0	2	2	2	0	1	1	0	3
Massachusetts*	20	2-6	1-1	0-0	0	4	4	2	1	3	1	0	5
Rhode Island*	20	2-4	0-1	0-0	0	1	1	2	0	2	0	1	4
George Washington*	31	5-8	2-3	3-7	2	2	4	3	1	2	0	0	15
Richmond*	24	1-3	0-1	0-0	1	0	1	2	4	0	0	0	2
Temple*	15	0-5	0-2	0-0	0	0	0	2	0	1	1	0	0
St. Bonaventure*	24	1-3	0-1	0-0	0	2	2	3	1	0	0	0	2
Charlotte* (A-10)	20	1-3	1-2	0-0	1	3	4	1	0	0	1	0	3
St. Bona. (A-10)	23	5-6	2-3	0-0	0	1	1	0	0	0	0	0	12
N. Iowa* (NTT)	18	0-4	0-3	0-0	0	3	3	1	1	0	1	0	0

2010-11	MIN	FG-A	3PT-A	FT-A	OR	DR	TR	F	A	TO	BL	S	PTS
Western Kentucky*	18	2-9	0-1	0-0	0	2	2	4	0	0	0	1	4
Penn State*	13	0-5	0-0	0-0	0	1	1	2	0	0	0	0	0
Norfolk State*	24	5-9	4-5	3-4	0	5	5	2	0	1	1	0	17
Fairfield*	22	0-2	0-2	0-0	0	4	4	2	0	2	1	0	0
Rutgers*	11	1-4	0-2	0-0	0	4	4	1	1	1	0	0	2
Drexel*	16	0-2	0-0	0-0	0	1	1	3	0	0	0	0	0
Villanova*	21	4-12	3-3	1-2	2	1	3	1	1	1	0	0	12
Princeton*	21	2-7	0-1	0-0	1	0	1	2	1	2	0	0	4
Minnesota*	25	3-9	0-2	0-0	2	3	5	1	2	1	0	0	6
Creighton*	23	2-9	1-5	1-2	1	2	3	2	4	0	0	1	6
Boston University*	25	1-6	0-2	0-0	3	0	3	0	3	1	0	0	2
Holy Cross*	21	4-8	1-3	0-0	0	2	2	0	3	0	0	0	9
Siena*	20	2-6	0-2	0-0	0	3	3	1	0	0	0	0	4
Duquesne*	25	5-12	2-7	0-0	1	2	3	4	1	1	0	0	12
George Washington*	22	1-5	0-2	0-0	0	3	3	1	6	0	2	2	2
Dayton*	17	1-6	0-2	0-0	1	2	3	1	0	1	0	0	2
Saint Louis*	20	2-3	1-1	0-0	0	2	2	4	2	1	0	0	5
Rhode Island*	19	1-4	0-1	0-0	0	3	3	1	2	0	1	0	2
Penn*	20	5-9	1-4	0-0	0	1	1	0	1	2	1	0	11
La Salle*	17	1-6	0-4	0-0	0	2	2	4	2	3	2	1	2
Temple*	25	1-6	1-3	0-0	1	2	3	0	1	0	0	0	3
Richmond*	26	2-7	0-2	0-0	0	0	0	2	0	0	0	1	4
Massachusetts*	23	4-9	1-5	2-2	1	4	5	1	0	1	0	1	11
Fordham*	10	2-5	1-2	0-0	0	2	2	2	1	1	0	0	5
Xavier*	25	2-5	1-2	0-0	1	1	2	0	1	1	0	0	5
Temple*	24	0-5	0-2	2-2	0	3	3	4	1	0	0	0	2
Massachusetts*	25	1-7	0-5	3-4	0	1	1	1	1	0	0	1	5
St. Bonaventure*	25	4-6	1-3	0-2	0	2	2	1	1	3	1	0	9
Richmond*	21	1-4	0-1	0-0	1	2	3	1	0	0	1	0	2
Charlotte*	19	3-7	0-2	0-0	0	2	2	0	0	1	0	0	6
G. Washington* (A-10)	21	2-6	1-3	3-4	1	4	5	1	1	0	0	0	8
Duquesne* (A-10)	20	2-8	1-1	2-2	0	2	2	3	0	2	1	0	7
Dayton* (A-10)	11	0-1	0-1	0-2	0	0	0	1	0	0	0	0	3

* Denotes start

CAREER HIGHS

PTS: 17 vs. Norfolk State (11/20/10)
REB: 6 vs. Penn State (11/26/11)
FGM: 5 (4x) last at GW (2/18/12)
FGA: 12 (2x) last vs. Duquesne (1/5/11)
3FGM: 4 vs. Norfolk State (11/20/10)
3FGA: 7 vs. Duquesne (1/5/11)
FTM: 4 at Richmond (2/1/12)
FTA: 7 at GW (2/18/12)
AST: 6 vs. GW (1/8/11)
BLK: 2 vs. GW (1/8/11)
STL: 2 vs. GW (1/8/11)
TO: 3 (3x) last vs. UMass (2/11/12)
MIN: 31 at GW (2/18/12)


QUARLES' CAREER STATISTICS

YEAR	GP-GS	MIN-AVG	FG-FGA	PCT	3FG-A	PCT	FT-FTA	PCT	REB-AVG	PF-D	AST	TO	BL	ST	PTS-AVG
2010-11	33-33	675-20.5	66-209	.316	20-81	.257	17-26	.654	86-2.6	54-0	34	25	10	8	169- 5.1
2011-12	30-30	607- 20.2	55-145	.379	17-51	.333	19-28	.679	70- 2.3	43-1	22	20	6	6	146- 4.9
Totals	63-63	1282- 20.3	121-354	.342	37-132	.280	36-54	.667	156- 2.5	97-1	56	45	16	14	315- 5.0

13 • ROBERTS



RONALD ROBERTS, JR.



Junior • Forward • 6-8 • 220
Bayonne, N.J.
Saint Peter's Prep

2011-12: Atlantic 10 Sixth Man of the Year... Averaged 10.9 points and 5.9 rebounds in 34 games off the bench... Shot a team-best 59.7 percent from the field... Received the Robert O'Neill Memorial Award as the team's Most Improved Player for the second straight season... Scored 18 points against St. Bonaventure, hitting 8-of-11 field goals... Had 18 points and seven rebounds in win over #22

Temple... Posted 14 points and eight boards in win over Massachusetts... Notched third double-double of the year with 17 points and 10 boards at Temple... Scored a career-high 27 points in win over Dayton, making 10-of-11 field goals... Had 14 points and five rebounds in loss to Xavier... Had career-high 12 rebounds in win over Fordham... Recorded double-double at Duquesne with 13 points and 10 boards... Went 6-for-6 from the field to score 12 points vs. Villanova... First-half dunk against Creighton made ESPN's Top 10 Plays for Dec. 10, and was nominated for "Dunk of the Year"... Scored a career-high 20 points against Iona... Opened season with double-double (10 pts, 11 rebs) against Western Kentucky.

2010-11: Played in all 33 games... Made 12 starts, with 11 coming in the final 12 games of the year... Recipient of the Robert O'Neill Memorial Award as the Hawks' Most Improved Player... Averaged 6.4 points while shooting 53.8 percent from the field... Scored a career-high 19 points on 9-for-11 shooting in the A-10 Quarterfinal win over Duquesne... Had 10 points and five rebounds against Richmond... Grabbed a career-high 11 rebounds in win over Fordham... Scored 17 points vs. Temple... Had 12 points and five rebounds against La Salle... Scored 14 points and grabbed eight rebounds in first career start vs. Penn... Posted team's only double-double of the season with 13 points and 10 rebounds against Duquesne.

High School/Personal: New Jersey All-State Third Team selection from Saint Peter's Prep... Averaged 19.0 points, 12.0 rebounds and 3.5 blocks as a senior... Helped Saint Peter's to a 24-5 record and the number-six ranking in the state... Recorded 18 double-doubles on the season... Earned a spot on the All-Non Public Second Team in 2010... Two-time Hudson County All-Area First Team honoree... Led Saint Peter's to back-to-back county championships... Served as team captain as a senior... Attended Bayonne High School before transferring to Saint Peter's his junior year... Sociology major.

Ronald Roberts Jr. #13

Career Game-by-Game

2011-12	MIN	FG-A	3PT-A	FT-A	OR	DR	TR	F	A	TO	BL	S	PTS
Western Kentucky	31	5-10	0-0	0-1	1	10	11	2	0	1	3	0	10
Georgia Tech	16	2-6	0-0	2-2	2	1	3	1	1	1	0	0	6
Seton Hall	26	5-7	0-0	0-0	2	4	6	1	0	2	0	0	10
Tulsa	22	4-9	0-0	5-7	3	1	4	2	0	1	1	0	13
Iona	35	9-13	0-0	2-4	3	6	9	2	0	2	2	0	20
Penn State	24	2-3	0-0	4-6	1	4	5	0	0	2	0	0	8
Drexel	19	3-6	0-0	2-2	1	4	5	1	0	0	1	1	8
American	18	5-10	0-0	1-3	2	2	4	2	0	0	0	0	11
Boston University	19	2-2	0-0	2-4	1	3	4	3	0	3	0	0	6
Creighton	24	5-8	0-0	2-6	3	3	6	0	0	0	3	0	12
Villanova	20	6-6	0-0	0-0	2	7	9	1	0	2	1	0	12
Coppin State	22	1-2	0-0	1-2	1	0	1	1	0	1	1	2	3
Morgan State	26	6-13	0-0	3-4	2	2	4	2	1	3	1	1	15
Harvard	15	4-5	0-0	0-1	1	1	2	5	0	2	0	2	8
Duquesne	32	4-6	0-0	5-8	5	5	10	1	0	1	0	0	13
Charlotte	22	4-9	0-0	0-2	3	5	8	1	0	1	0	1	8
Fordham	27	2-3	0-0	1-10	2	10	12	3	0	0	1	0	5
Massachusetts	27	7-7	0-0	2-4	2	3	5	1	0	1	0	1	16
Xavier	34	6-12	0-0	2-2	3	2	5	1	0	2	0	0	14
Penn	30	1-3	0-0	1-1	2	6	8	5	0	0	0	0	3
Dayton	28	10-11	0-0	7-9	1	2	3	2	1	0	0	0	27
Temple	32	7-13	0-0	3-6	5	5	10	4	0	1	0	2	17
Richmond	21	5-8	0-0	1-2	3	1	4	0	0	1	0	0	11
La Salle	21	2-4	0-0	5-8	1	3	4	1	1	2	0	0	9
Saint Louis	29	6-9	0-0	2-3	5	3	8	1	1	2	0	0	14
Massachusetts	25	5-7	0-0	4-6	4	4	8	3	1	2	0	0	14
Rhode Island	23	3-6	0-0	2-2	1	3	4	0	0	0	0	0	8
George Washington	18	0-6	0-0	1-2	1	5	6	1	0	2	1	0	1
Richmond	23	2-6	0-0	1-3	4	2	6	2	1	2	0	0	5
Temple	29	7-9	0-0	4-9	2	5	7	2	1	2	0	0	18
St. Bonaventure	36	8-11	0-0	2-2	3	4	7	5	0	0	2	2	18
Charlotte (A-10)	21	5-7	0-0	1-2	6	8	14	3	3	0	0	0	10
St. Bona. (A-10)	25	3-5	0-0	1-0	2	2	4	1	0	1	0	1	7
N. Iowa (NIT)	31	2-6	0-0	5-8	3	2	5	2	1	2	4	0	9

2010-11	MIN	FG-A	3PT-A	FT-A	OR	DR	TR	F	A	TO	BL	S	PTS
Western Kentucky	22	1-6	0-0	1-4	2	3	5	0	2	2	0	0	3
Penn State	10	0-0	0-0	0-0	1	3	4	2	0	2	0	0	0
Norfolk State	11	3-6	0-0	1-1	1	0	1	0	1	0	0	0	7
Fairfield	11	1-1	0-0	0-0	1	4	5	2	1	1	0	0	2
Rutgers	8	0-0	0-0	1-2	0	2	2	0	0	1	2	0	0
Drexel	15	3-5	0-0	1-1	0	3	3	0	0	2	1	0	7
Villanova	17	1-1	0-0	0-2	0	2	2	3	0	0	0	0	2
Princeton	27	4-7	0-0	2-3	5	2	7	1	0	2	0	1	10
Minnesota	20	3-9	0-0	0-0	5	1	6	0	0	1	0	1	6
Creighton	12	2-2	0-0	0-2	3	2	5	2	0	1	0	0	4
Boston University	14	5-6	0-0	0-0	0	1	1	4	0	0	0	0	10
Holy Cross	17	2-4	0-0	1-2	0	0	0	0	0	1	2	0	5
Siena	13	0-0	0-0	0-0	1	4	5	1	0	0	2	0	0
Duquesne	26	4-9	0-0	5-7	6	4	10	2	0	3	3	1	13
George Washington	13	2-6	0-0	0-0	1	2	3	4	1	0	0	0	4
Dayton	21	0-4	0-0	5-6	3	1	4	2	1	1	0	0	5
Saint Louis	14	3-4	0-0	0-2	1	6	7	3	0	1	1	0	6
Rhode Island	19	0-3	0-0	0-0	3	4	7	5	0	2	0	1	0
Penn*	32	7-12	0-0	0-1	3	5	8	2	1	1	1	2	14
La Salle	19	6-8	0-0	0-0	3	2	5	4	0	1	1	0	12
Temple	28	8-11	0-0	1-1	2	1	3	2	0	0	0	0	17
Richmond*	23	3-3	0-0	0-0	6	1	7	4	1	0	0	1	6
Massachusetts*	19	2-6	0-0	1-1	3	4	7	1	0	1	0	0	5
Fordham*	20	1-7	0-0	0-0	6	5	11	1	1	1	1	1	2
Xavier*	23	3-8	0-0	1-6	2	1	3	4	1	0	2	0	7
Temple*	26	3-6	0-0	1-2	1	1	2	2	0	1	1	0	7
Massachusetts*	20	4-6	0-0	1-2	4	3	7	4	0	1	0	0	9
St. Bonaventure*	18	1-2	0-0	1-2	1	3	4	3	0	0	0	0	3
Richmond*	31	4-9	0-0	2-2	2	3	5	3	0	2	0	0	10
Charlotte*	20	1-1	0-0	0-0	0	2	2	3	0	3	0	0	2
G. Washington (A-10)	18	5-6	0-0	0-0	1	0	1	2	0	0	0	0	10
Duquesne* (A-10)	34	9-11	0-0	1-5	4	5	9	2	0	0	0	0	19
Dayton* (A-10)	22	1-2	0-0	1-3	1	2	3	3	0	0	2	0	3

* Denotes start

CAREER HIGHS

PTS: 27 vs. Dayton (1/25/12)
REB: 12 vs. Fordham (1/11/12)
FGM: 10 vs. Dayton (1/25/12)
FGA: 13 (3x) last at Temple (1/28/12)
3FGM: - -
3FGA: - -
FTM: 7 vs. Dayton (1/25/12)
FTA: 10 vs. Fordham (1/11/12)
AST: 3 (2x) last vs. Charlotte (3/6/12)
BLK: 3 (3x) last vs. Creighton (12/10/11)
STL: 2 (6x) last at St. Bonaventure (2/29/12)
TO: 3 (4x) last vs. Charlotte (3/6/12)
MIN: 36 at St. Bonaventure (2/29/12)

ROBERTS' CAREER STATISTICS

YEAR	GP-GS	MIN-AVG	FG-FGA	PCT	3FG-A	PCT	FT-FTA	PCT	REB-AVG	PF-D	AST	TO	BL	ST	PTS-AVG
2010-11	33-12	643- 19.5	92-171	.538	0-0	.000	27-57	.474	154- 4.7	71-1	14	29	19	11	211- 6.4
2011-12	34-0	851- 25.0	148-248	.597	0-0	.000	73-132	.553	202- 5.9	66-3	13	46	24	16	369- 10.9
Totals	67-12	1494- 22.3	240-419	.573	0-0	.000	100-189	.529	356- 5.3	137-4	27	75	43	27	580- 8.7

O • MASCHMEYER



EVAN MASCHMEYER



Sophomore • Guard • 6-3 • 200
Jeffersonville, Ind.
Jeffersonville High School

2011-12: Saw action in 19 games... Played a season-high 14 minutes at Xavier, scoring two points... Made one start on the season, at George Washington... Scored two points in overtime win at Duquesne... Scored two points and had one block and one steal in win over Morgan State... Played seven minutes against Penn State, scoring one point... Added a rebound against Georgia Tech... Scored three points in collegiate debut versus Western Kentucky.

High School/Personal: Three-time All-Conference and All-Area selection at Jeffersonville High School... Averaged 15.2 points, 3.1 rebounds and team-high 6.7 assists as a senior... Helped Jeffersonville to state semifinals his junior season, averaging 14.7 points... Topped team in assists all four years... McDonald's All-American nominee... Played one year of tennis in high school and was chosen as the team's Most Improved Player... Majoring in finance.

CAREER HIGHS

PTS: 6 at Temple (1/28/12)
REB: 2 at Western Kentucky (11/11/11)
FGM: 1 (6x) last at GW (2/18/12)
FGA: 2 (2x) last at Xavier (1/18/12)
3FGM: 1 at Temple (1/28/12)
3FGA: 2 at Xavier (1/18/12)
FTM: 3 at Temple (1/28/12)
FTA: 4 at Temple (1/28/12)
AST: 2 (2x) last at Temple (1/28/12)
BLK: - -
STL: 1 (3x) last at GW (2/18/12)
TO: 1 (5x) last GW (2/18/12)
MIN: 14 at Xavier (1/18/12)

Career Game-by-Game

2011-12	MIN	FG-A	3PT-A	FT-A	OR	DR	TR	F	A	TO	BL	S	PTS
Western Kentucky	3	1-1	0-0	1-1	0	2	2	0	0	0	0	0	3
Georgia Tech	2	0-0	0-0	0-0	0	1	1	0	0	1	0	0	0
Seton Hall	4	0-0	0-0	0-0	0	0	0	1	2	0	0	1	0
Tulsa	4	0-0	0-0	0-0	0	0	0	1	0	0	0	0	0
Iona	3	0-1	0-1	0-0	0	0	0	0	0	0	0	0	0
Penn State	7	0-2	0-0	1-2	0	0	0	0	0	1	0	0	1
Drexel	1	0-1	0-0	0-0	1	0	1	0	0	0	0	0	0
American				Did Not Play									
Boston University	4	0-0	0-0	0-0	0	0	0	0	0	0	0	0	0
Creighton				Did Not Play									
Villanova	1	1-1	0-0	1-2	0	0	0	0	0	0	0	0	3
Coppin State				Did Not Play									
Morgan State	6	1-1	0-0	0-0	0	0	0	1	1	0	0	1	2
Harvard				Did Not Play									
Duquesne	2	1-1	0-0	0-0	0	0	0	0	0	0	0	0	2
Charlotte				Did Not Play									
Fordham				Did Not Play									
Massachusetts	0+	0-0	0-0	0-0	0	0	0	0	0	0	0	0	0
Xavier	14	0-2	0-2	2-2	0	1	2	0	1	2	0	1	2
Penn				Did Not Play									
Dayton	2	0-0	0-0	0-0	0	0	0	0	0	0	0	0	0
Temple	6	1-1	1-1	3-4	0	0	0	2	2	1	0	0	6
Richmond	5	0-1	0-0	0-0	0	0	0	0	0	0	0	0	0
La Salle	2	0-0	0-0	0-0	0	0	0	0	0	0	0	0	0
Saint Louis				Did Not Play									
Massachusetts				Did Not Play									
Rhode Island				Did Not Play									
George Washington*	6	1-1	0-0	0-0	0	0	0	0	1	1	0	1	2
Richmond				Did Not Play									
Temple	1	0-0	0-0	0-0	0	0	0	1	0	0	0	0	0
St. Bonaventure				Did Not Play									
Charlotte (A-10)				Did Not Play									
St. Bonaventure (A-10)				Did Not Play									
Northern Iowa (NIT)				Did Not Play									

* Denotes start



MASCHMEYER'S CAREER STATISTICS

YEAR	GP-GS	MIN-AVG	FG-FGA	PCT	3FG-A	PCT	FT-FTA	PCT	REB-AVG	PF-D	AST	TO	BL	ST	PTS-AVG
2011-12	19-1	74- 3.9	6-13	.462	1-4	.250	8-11	.727	5- 0.3	8-0	6	5	0	3	21- 1.1

32 • NDAO



PAPA NDAO



Sophomore • Forward • 6-8 • 223
Dakar, Senegal
Montverde Academy (Fla.)

2011-12: Saw action in 29 contests... Started four early-season games in place of the injured Daryus Quarles... Scored six points in loss at Massachusetts... Had four points in loss at Harvard... Recorded five points and four blocks against Morgan State... Scored three points and had three rebounds against Creighton... Scored a season-high six points in double-overtime game at Iona ... Grabbed six rebounds in win over Tulsa in the Charleston Classic.

High School/Personal: Played for national power Montverde Academy in Florida.. Member of the team that went 23-5 in 2009-10 and was the runner-up in the ESPN RISE National High School Invitational, falling to Findlay Prep in the championship game... Averaged 10 points and four rebounds as a senior, while shooting 45 percent from the field and 75 percent from the foul line... Served as team co-captain his junior and senior years... Played at the Seed Academy in his native Senegal... Last name is pronounced "Now"... Interdisciplinary health studies major.

CAREER HIGHS

PTS: 6 (2x) last at Massachusetts (1/14/12)
REB: 6 vs. Tulsa (11/20/11)
FGM: 2 (3x) last at Massachusetts (1/14/12)
FGA: 7 vs. Morgan State (12/28/11)
3FGM: 2 at Iona (11/23/11)
3FGA: 6 vs. Morgan State (12/28/11)
FTM: 2 at Harvard (12/31/11)
FTA: 2 (2x) last vs. Fordham (1/11/12)
AST: 2 (3x) last vs. Villanova (12/17/11)
BLK: 4 vs. Morgan State (12/28/11)
STL: 2 at Penn (1/21/12)
TO: 3 (2x) last at Massachusetts (1/14/12)
MIN: 20 (2x) last vs. Morgan State (12/28/11)

Career Game-by-Game

2011-12	MIN	FG-A	3PT-A	FT-A	OR	DR	TR	F	A	TO	BL	S	PTS
Western Kentucky	6	0-3	0-2	0-0	0	1	1	3	1	0	1	0	0
Georgia Tech*	18	1-3	0-1	0-0	0	2	2	3	1	2	0	0	2
Seton Hall*	17	1-2	0-1	0-0	0	3	3	2	2	1	0	0	2
Tulsa*	20	1-1	0-0	0-0	0	6	6	1	0	1	0	0	2
Iona*	18	2-2	2-2	0-0	2	1	3	0	2	0	0	0	6
Penn State	7	0-2	0-2	0-0	0	1	1	2	0	1	2	1	0
Drexel	4	0-0	0-0	0-0	0	0	0	0	0	0	2	0	0
American	3	1-1	0-0	1-1	1	0	1	1	0	1	0	0	3
Boston University	5	1-1	1-1	0-0	1	0	1	0	0	0	0	0	3
Creighton	17	0-4	0-3	0-0	0	3	3	3	1	1	0	1	3
Villanova	15	0-2	0-1	0-0	0	2	2	3	2	1	0	0	0
Coppin State	16	1-2	1-1	1-2	1	2	3	0	3	5	0	0	4
Morgan State	20	2-7	1-6	0-0	1	2	3	1	0	0	4	1	5
Harvard	16	1-2	0-1	2-2	0	1	1	1	1	1	1	1	4
Duquesne	8	0-0	0-0	0-0	0	2	2	2	0	3	0	0	0
Charlotte	4	0-0	0-0	0-0	0	0	0	0	0	1	0	0	0
Fordham	5	0-2	0-1	1-2	0	0	0	0	0	0	1	0	1
Massachusetts	12	2-3	1-2	1-1	0	1	1	2	1	3	0	0	6
Xavier	7	0-0	0-0	0-0	0	0	0	0	0	1	0	0	0
Penn	4	0-0	0-0	0-0	0	0	0	1	0	1	0	2	0
Dayton	6	0-2	0-2	0-0	0	2	2	1	0	0	0	1	0
Temple	6	1-2	0-1	0-0	1	1	2	0	1	1	0	0	2
Richmond	Did Not Play												
La Salle	Did Not Play												
Saint Louis	3	0-0	0-0	0-0	0	0	0	0	0	1	0	0	0
Massachusetts	3	0-0	0-0	0-0	0	1	1	0	0	0	0	0	0
Rhode Island	3	0-0	0-0	0-0	0	0	0	0	0	0	0	0	0
George Washington	3	1-1	1-1	0-0	0	0	0	0	0	1	0	0	3
Richmond	4	1-1	0-0	0-0	0	1	1	0	0	1	0	0	2
Temple	Did Not Play												
St. Bonaventure	10	1-2	1-1	0-0	0	0	0	0	0	1	1	0	3
Charlotte (A-10)	Did Not Play												
St. Bonaventure (A-10)	Did Not Play												
Northern Iowa (NIT)	2	0-0	0-0	0-0	0	1	1	0	0	0	0	0	0

* Denotes start




NDAO'S CAREER STATISTICS

YEAR	GP-GS	MIN-AVG	FG-FGA	PCT	3FG-A	PCT	FT-FTA	PCT	REB-AVG	PF-D	AST	TO	BL	ST	PTS-AVG
2011-12	29-4	253- 8.7	17-46	.370	8-30	.267	5-6	.833	38- 1.3	27-0	13	23	12	8	47- 1.6

24 • WILSON



CHRIS WILSON



Sophomore • Guard • 6-3 • 210
Fayetteville, N.C.
Terry Sanford High School

2011-12: Averaged 2.7 assists on the year... Saw action in 33 games, making first career start at Xavier in place of injured Carl Jones... Scored a season-high 13 points at St. Bonaventure... Grabbed a career-high seven rebounds in win over La Salle... Scored 11 points against Penn... Scored 10 points in win over Morgan State... Added eight points, three assists and four rebounds in upset of #19 Creighton... Posted

season-high eight assists at Iona... Scored 10 points and added a team-high five assists versus Western Kentucky.

High School/Personal: Two-time Associated Press All-State selection from Terry Sanford High School... Was named the 2011 Player of the Year for District 4, the Cape Fear Region and the Mid-South Conference, while receiving the regional honor for the second time... Averaged 18.4 points per game, 4.7 rebounds and 5.1 assists... Shot 80 percent from the foul line... Finished second in the county in scoring and third in both assists and free throw percentage... Point guard for team that went 27-3 in 2011 and reached its third straight Eastern Regional Final, while winning its fifth consecutive conference title... During his career, helped team compile a 112-12 record, including a 46-2 conference mark... Finished career with 1,527 points and 455 assists... Became the first male player in Terry Sanford history to have his jersey (21) retired... Three-time All-District 4 and All-Cape Fear Region selections... All-State honoree by NCPreps.com... Majoring in social sciences.

Chris Wilson
#24

CAREER HIGHS

PTS: 13 at St. Bonaventure (2/29/12)
REB: 7 (2x) last vs. La Salle (2/4/12)
FGM: 4 (2x) last at Penn (1/21/12)
FGA: 6 (2x) last at Temple (1/28/12)
3FGM: 2 (2x) last at St. Bonaventure (2/29/12)
3FGA: 3 at Penn (1/21/12)
FTM: 7 at St. Bonaventure (2/29/12)
FTA: 8 at St. Bonaventure (2/29/12)
AST: 8 at Iona (11/23/11)
BLK: 2 vs. Northern Iowa (3/14/12)
STL: 2 (4x) last vs. La Salle (2/4/12)
TO: 5 vs. Coppin State (12/21/11)
MIN: 32 (2x) last at St. Bonaventure (2/29/12)

Career Game-by-Game

2011-12	MIN	FG-A	3PT-A	FT-A	OR	DR	TR	F	A	TO	BL	S	PTS
Western Kentucky	28	3-6	1-2	3-4	0	1	1	1	5	2	0	1	10
Georgia Tech	27	1-3	1-1	2-2	1	4	5	1	4	0	0	1	5
Seton Hall	26	0-4	0-0	0-0	0	0	0	4	4	2	0	0	0
Tulsa	23	2-2	0-0	2-2	0	1	1	0	1	1	1	0	6
Iona	32	2-5	0-2	1-2	1	5	6	4	8	3	0	0	5
Penn State	22	0-4	0-1	2-2	0	3	3	1	3	3	0	0	2
Drexel	24	1-3	0-0	0-0	1	1	2	2	2	2	0	2	2
American	22	1-1	0-0	0-0	1	1	2	3	1	1	0	1	2
Boston University	19	1-5	0-1	3-6	0	1	1	2	2	1	0	0	5
Creighton	17	2-2	1-1	3-4	1	3	4	2	3	1	0	2	8
Villanova	24	1-4	0-2	1-3	1	5	6	1	6	1	0	0	3
Coppin State	7	1-3	1-2	0-0	1	0	1	1	3	0	1	0	3
Morgan State	22	4-5	0-1	2-4	2	5	7	1	2	0	0	0	10
Harvard	22	0-1	0-1	2-2	0	2	2	1	1	2	0	0	2
Duquesne	10	0-1	0-0	0-2	0	0	0	2	1	3	0	0	0
Charlotte	24	1-3	0-2	0-0	0	2	2	1	2	0	0	0	2
Fordham	17	1-3	0-2	0-0	0	3	3	1	5	0	0	0	2
Massachusetts	14	0-0	0-0	2-2	0	1	1	0	2	1	0	1	2
Xavier*	25	0-4	0-0	0-0	1	3	4	1	2	3	0	0	0
Penn	27	4-5	2-3	1-2	0	3	3	3	6	1	0	2	11
Dayton	13	0-1	0-0	0-0	0	2	2	3	1	1	0	0	0
Temple	15	0-6	0-1	0-0	0	0	0	0	0	1	1	0	0
Richmond	12	0-0	0-0	0-0	2	3	5	2	0	1	0	0	0
La Salle	26	1-3	0-0	2-2	2	5	7	2	4	0	0	2	4
Saint Louis	10	1-2	0-0	0-0	0	1	1	0	0	3	0	0	2
Massachusetts	16	0-1	0-1	3-4	0	1	1	0	3	1	0	0	3
Rhode Island	24	0-0	0-0	0-0	1	1	2	4	1	2	0	1	0
George Washington	9	0-0	0-0	0-0	0	0	0	1	0	1	0	0	0
Richmond	Did Not Play												
Temple	21	2-4	1-2	0-1	0	4	4	2	3	3	0	0	5
St. Bonaventure	32	2-2	2-2	7-8	0	3	3	2	5	1	0	0	13
Charlotte (A-10)	20	0-2	0-2	0-0	0	2	2	0	5	1	0	0	0
St. Bona. (A-10)	19	0-1	0-0	0-0	1	1	2	2	2	1	0	1	0
N. Iowa (NIT)	20	1-3	0-1	0-0	0	5	5	1	1	0	2	1	2

* Denotes start



WILSON'S CAREER STATISTICS



YEAR	GP-GS	MIN-AVG	FG-FGA	PCT	3FG-A	PCT	FT-FTA	PCT	REB-AVG	PF-D	AST	TO	BL	ST	PTS-AVG
2011-12	33-1	678-20.5	32-88	.364	9-29	.310	37-54	.685	90- 2.7	50-0	89	48	3	15	110- 3.3

CHRISTOPHER COYNE

Senior • Guard • 6-2 • 180

Brooklyn, N.Y.

Xavier High School



2011-12: Named to the NABC Honors Court recognizing academic excellence... Received the team's George Senesky Memorial Award for academics... Was named to the SJU Athletic Director's Honor Roll... Earned a spot on the squad as a walk-on... Saw action in games against Morgan State, Dayton and Charlotte in the A-10 First Round.

High School/Personal: Averaged 16 points per game as a senior at Xavier High School... Earned All-Manhattan Second Team honors... Finance major.


Chris Coyne #5

COLIN KELLY

Junior • Forward • 6-5 • 210

West Deptford, N.J.

Gloucester Catholic High School



2011-12: Co-recipient of the Patrick D. O'Pake Award as the team's "Unsung Hero"... Earned a spot on the squad as a walk-on... Saw action in the A-10 First Round game against Charlotte.

High School/Personal: Earned Al Carino Club South Jersey All-Star honors while at Gloucester Catholic High School... Averaged 15.0 points and 8.0 rebounds as a senior... Business major.


*Colin #41
Kelly*

41 • KELLY

JAVON BAUMANN

Freshman • Forward • 6-8 • 254

Solms, Germany
Theodor-Henss School




High School/Personal: Played for the Licher Baeren team in Germany's Pro-B League... Averaged 4.7 points and 3.8 rebounds in 19 games played in 2011-12, while shooting 62.7 percent from the field... Attended Theodor-Henss School in Wetzlar, Germany... Food marketing major.

Baumann
#134

ISAIAH MILES

Freshman • Forward • 6-7 • 228

Owings Mills, Md.
Milford Mill Academy



High School/Personal: All-County honoree and two-time All-Metro First Team selection... Averaged 15.0 points, 10.0 rebounds and 3.0 blocks per game as a senior at Milford Mill Academy... Recorded 14 double-doubles in 2011-12... Played his first three seasons at Glenelg Country School where he was a two-time All-League honoree... Averaged 18.8 points, 13.4 rebounds and 2.7 blocks his junior season, while connecting on 46 three-pointers... That team went 27-4 and won the MIAA-B Championship... Played for the Baltimore Elite AAU team... Business major.

#15 Isaiah Miles


15 • MILES

12 • MOLOCK

KYLE MOLOCK

Freshman • Guard • 6-2 • 190

Dublin, Ohio
Dublin Coffman



Expected to miss 2012-13 season after re-tearing the ACL in his right knee during summer workouts.

High School/Personal: Battled two knee injuries which shortened his high school career... Was averaging 19.0 points through eight games as a senior at Dublin Coffman when he tore the ACL in his right knee on January 3, 2012... In July of 2010, suffered a severe injury to all of the major ligaments in his left knee, causing him to miss his junior year... Scored 14.0 points per game as a sophomore and was ranked as Ohio's best point guard in the Class of 2012... Grew up in Wilmington, Del... Mother (Jeanine) ran track at Cornell and father (Karl) played basketball at Claflin University (S.C.)... Majoring in political science.



Kyle Mollow
#12